



# Summer Holiday Activities 2026-27

**Indorama Public  
School,  
Jagdishpur UP**

SUMMER ACTIVITIES -2026-27

SUMMER  
HOLIDAY  
activities /  
Assignments  
Class – 2

2026- 2027



## INDORAMA PUBLIC SCHOOL

, E-Mail: [irps-jag.principal@in.indorama.com](mailto:irps-jag.principal@in.indorama.com), Website : [www.indoramaschool.org](http://www.indoramaschool.org)

Industrial Area Indorama Township , Kamrouli, Jagdishpur UP-227817

Dear Parents,

Warm greetings from IRPS Family!

We trust this letter finds you and your family in good health. As the summer break nears, we're delighted to share that our dedicated team, under the guidance of the Principal, has curated summer activities for your child.

These activities /assignments, covering all subjects, aim to keep your child engaged in learning and prepare them for the upcoming academic year. They offer opportunities for exploration, skill development, and maintaining a learning routine during the break.

Your support in ensuring your child completes and submits **these activities to be done by your child with your support to the respective class teacher on the first week of July of school reopening after the break is i.e. 1<sup>st</sup> July to 6<sup>th</sup> July 2026** will be greatly appreciated. It will contribute to a positive start to the academic year and reinforce the knowledge acquired during the break.

For any queries or concerns, please reach out to the class teachers.

Thank you for your ongoing support and involvement in your child's education. We eagerly anticipate a productive and successful academic year ahead.

Educationally yours,

Dr R K Dwivedi

Principal &

Team IRPS Team

A vibrant, cartoon-style illustration of a beach scene. At the top, a smiling sun with sunglasses is surrounded by colorful bunting flags. The title 'SUMMER HOLIDAY HOMEWORK' is written in large, colorful, dashed letters. Below the title is a yellow banner with the text 'Learn • Explore • Enjoy'. In the foreground, a boy and a girl are sitting on the beach, reading books. The background features a blue ocean with a sailboat, palm trees, and a colorful umbrella. The bottom of the page has a form for personal information and a smiling star.

# SUMMER HOLIDAY HOMEWORK

Learn • Explore • Enjoy

Name : \_\_\_\_\_  
Class : \_\_\_\_\_  
Section : \_\_\_\_\_  
School : \_\_\_\_\_






# HOLIDAY HOMEWORK

## ★ General Instructions

- 1 Do all work neatly in colourful way.
- 2 Avoid spelling mistakes.
- 3 Parents may guide but work should be done by the child.
- 4 Bring all work after holidays for checking.
- 5 Exhibition display.



Let's make our  
holiday time productive  
and fun!



# INDEX

<b>S. N.</b>	<b>SUBJECTS</b>	<b>PAGE</b>
<b>1.</b>	<b>English</b>	<b>5- 6</b>
<b>2.</b>	<b>Hindi</b>	<b>7-8</b>
<b>3.</b>	<b>Mathematics.</b>	<b>9- 10</b>
<b>4.</b>	<b>EVS</b>	<b>11</b>
<b>5.</b>	<b>Computer</b>	<b>12</b>
<b>6.</b>	<b>Craft 2A</b>	<b>13</b>
<b>7.</b>	<b>Craft 2B</b>	<b>14-15</b>



# Class 2 – Holiday Homework



## Activities

### 1. My Holiday Diary

Draw or paste pictures of summer activities and write few lines.



Swimming




Gardening



Eating Fruits



Flying Kite



Reading Books

\_\_\_\_\_

\_\_\_\_\_

\_\_\_\_\_



### 2. Reading Activity

Read two story books and write the names of your favourite characters.



#### Story Book 1



Name of the book: \_\_\_\_\_

My favourite characters:

1. \_\_\_\_\_

2. \_\_\_\_\_

#### Story Book 2

Name of the book: \_\_\_\_\_

My favourite characters:

1. \_\_\_\_\_

2. \_\_\_\_\_



### 3. Helping Activity

Help your family and write 5 lines about it.



1. \_\_\_\_\_

2. \_\_\_\_\_

3. \_\_\_\_\_

4. \_\_\_\_\_

5. \_\_\_\_\_



### 4. Vocabulary Activity

Learn and write 5 new words every week.

1. \_\_\_\_\_

2. \_\_\_\_\_

3. \_\_\_\_\_

4. \_\_\_\_\_


5. \_\_\_\_\_



### 5. Project Work

Make a "My Family Scrapbook"

- ♥ Paste or draw pictures of your family members.
- ♥ Write a few lines about each member.
- ♥ Decorate your scrapbook with colours, stickers and borders.
- ♥ Make it neat and colourful.



### 6. Revision Work

Revise the full syllabus taught.



### 7. For Assessment 1

Prepare well and revise all the chapters regularly.




Do the work in your English Literature notebook.

# My Family Scrapbook

Paste the pictures of your family members and write a few lines about them.

## My Family Members



### Grandfather

This is my grandfather. He is very loving and wise. He tells me interesting stories and takes care of all of us.

### Grandmother

This is my grandmother. She cooks delicious food and loves me very much. She always blesses me.



### Father

This is my father. He works hard to support our family. He helps me with my studies and teaches me good habits.

### Mother

This is my mother. She takes care of everyone in the family. She is very kind and loving.



### Me

This is me. I am a student. I love my family very much and enjoy spending time with them.

### Brother/Sister (if any)

This is my brother/sister. We play together and share our toys. We love each other very much.



## Conclusion

My family is very special to me. We care for each other and stay happy together.



## रचनात्मक गतिविधियाँ

1. अपने पसंदीदा पाँच फलों के चित्र बनाकर उनके नाम लिखें।



सेब



केला



आम



अंगूर



अनार

2. रंगीन कागज के फूल, तितली और पेड़ बनाकर प्राकृतिक दृश्य तैयार करें और उसे एक पृष्ठ पर चिपकाए।



3. सूरज का चित्र बनाकर उसके दो पर्यायवाची शब्द लिखें।

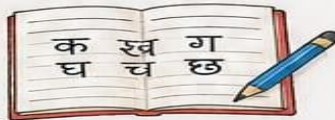


पर्यायवाची शब्द -

1. रवि
2. भानु

## लेखन अभ्यास

1. पाँच पृष्ठ सुलेख लिखें और नए शब्द रेखांकित करें।



2. विद्यालय आने से पहले आप कौन से पाँच काम करते हैं, लिखें -

1. सुबह जल्दी उठता/उठती हूँ।
2. दाँत साफ करता/करती हूँ।
3. नहाता/नहाती हूँ।
4. नाश्ता करता/करती हूँ।
5. स्कूल बैग तैयार करता/करती हूँ।



## पठन कार्य

1. पंचतंत्र की कोई दो कहानियाँ पढ़ें।



सिंह और चूहा



कौआ और घड़ा

2. अवलोकन 1 हेतु संपूर्ण पठित (व्याकरण एवं साहित्य) पाठों का नियमित अध्ययन करें।





निर्देश:

प्रीष्मकालीन अवकाश के दौरान अपने गृह कार्य को नियमित रूप से पूरा करें।

2. एक पतली काँपी बनाएँ तथा समस्त कार्य उसी में करें।



## Holiday Homework Maths


A tortoise can live up to 100 years, while a rabbit can live up to 10 years. Which animal has a longer lifespan? Do you know the story of the tortoise and the rabbit? What happens in the story? Who won the race?



## Value Building

Aisha and her brother Sam are collecting books for a local charity. They want to see how many books they have collected altogether. Aisha has 36 books and Sam has 24 books.

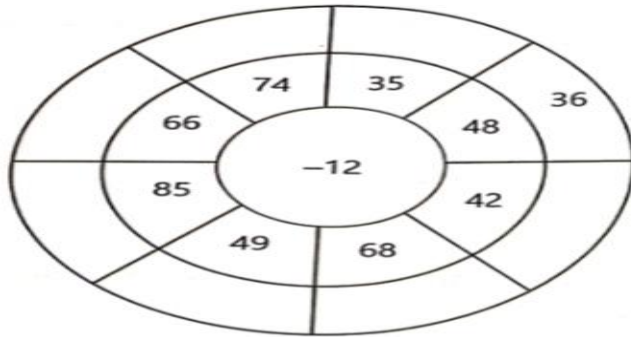
- How many books they have collected in total? \_\_\_\_\_
- Why do you think it's important for Aisha and Sam to help others by donating books?  
\_\_\_\_\_



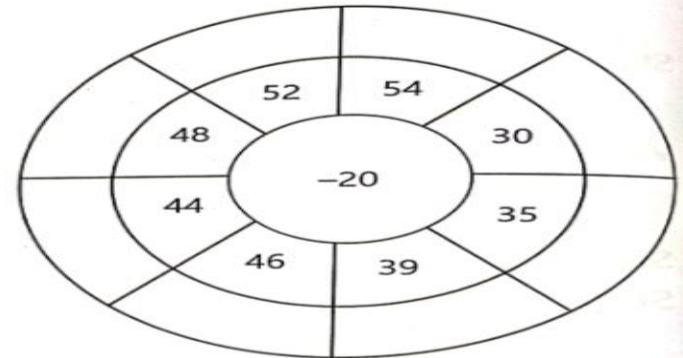
## Critical Thinking

Subtract the number in the centre from the numbers on the outside and write the answers on the outer ring. (One has been done for you.)

(a)




(b)



DO WORKSHEET ( PG. No.- 46 & 60 ) IN MATHS COPY

COMPLETE YOUR HOLIDAY HOMEWORK IN MATHS COPY.






# CLASS 2 EVS




**1** Make three cards :  
Energy giving food,  
Bodybuilding food  
and Protective food

## ENERGY GIVING FOOD



These foods give us energy to work, play and stay active. Examples - Rice, Roti, Banana, Noodles.

## BODYBUILDING FOOD



These foods help our body to grow strong and healthy. Examples - Milk, Dal, Egg, Fish, Chicken.

## PROTECTIVE FOOD



These foods keep us safe from diseases and keep us healthy. Examples - Fruits, Vegetables, Salad, Guava.

**2** Make one bird house from waste material of your house.



Take a plastic bottle.



Make a hole for the bird.



Decorate it with colours.



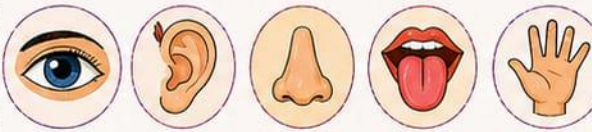
Your bird house is ready!



Save birds,  
Save nature!

**3** Practice Sense Organs and Internal Organs both. Prepare for Assessment 1.

## SENSE ORGANS



Eyes (See)

Ears (Hear)

Nose (Smell)

Tongue (Taste)

Skin (Touch)

## INTERNAL ORGANS



Brain (Controls our body)

Heart (Pumps blood in our body)

Lungs (Help us to breathe)

Stomach (Helps in digestion)

Kidneys (Remove waste from our body)



Eat healthy, stay healthy and keep our body and environment clean!



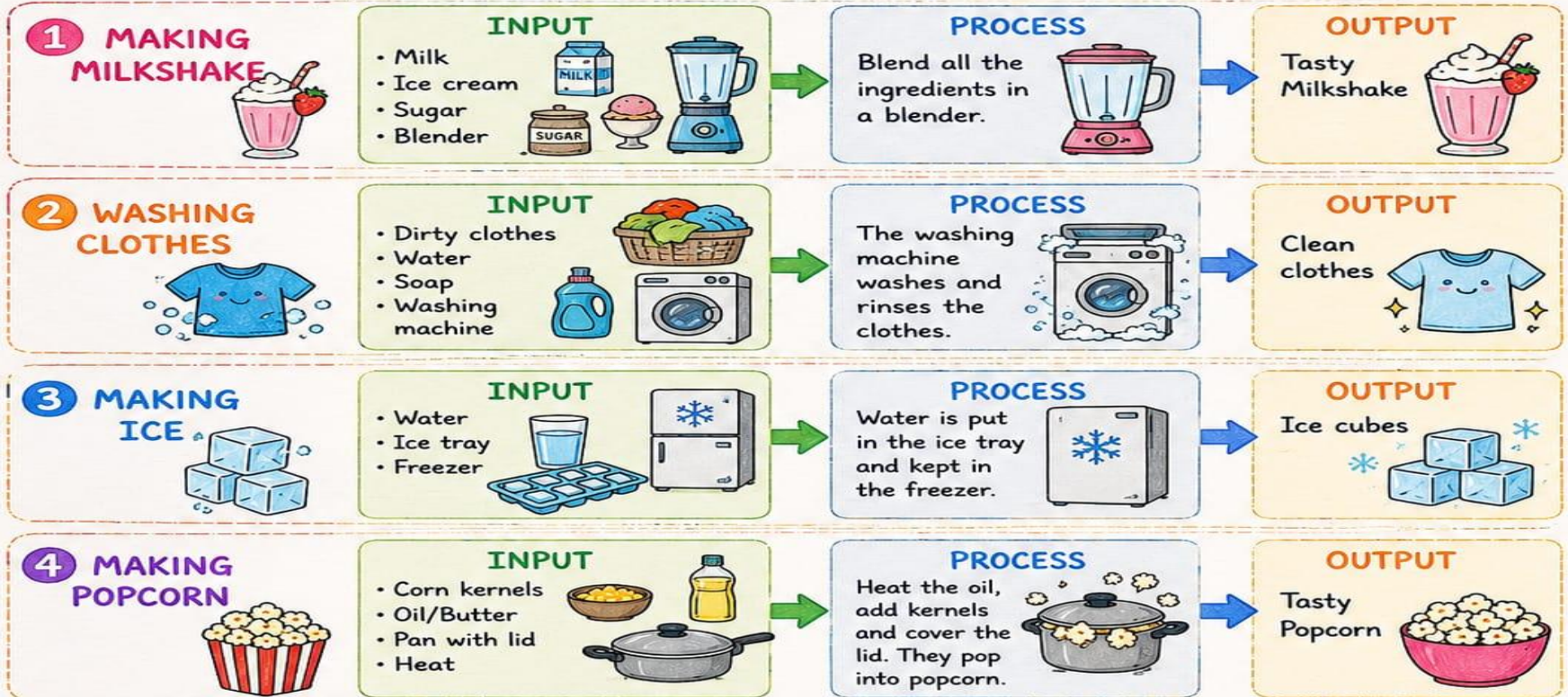


# COMPUTER HOLIDAY HOMEWORK



## IPO CYCLE ACTIVITY

Draw or paste and show the IPO Cycle for the following:



### INSTRUCTIONS:

- ✓ Draw Input, Process and Output for each activity
- ✓ Use arrows → to show the flow
- ✓ Colour and decorate your poster neatly

### IPO CYCLE:

INPUT → PROCESS → OUTPUT



### REVISION WORK

Revise the full syllabus carefully.



### FOR ASSESSMENT 1

Prepare well and revise all chapters regularly.



# For Class 2 A



# For Class 2B

## Butterfly Toilet Roll Craft



Easy hanging craft for kids



### You'll need:

toilet paper roll  
cardstock or cardboard  
paint or markers  
googly eyes  
pipe cleaners  
blue  
ribbon or paper strips  
string  
scissors



**Step 1:**  
Paint the toilet  
paper roll.



**2** Step 2:  
Cut out  
butterfly  
wings.



**3** Step 3:  
Decorate  
the wings.



**Step 4:**  
Glue on eyes,  
wings, and  
antennae.



**5** Step 5:  
Add streamers  
and hang it up.



Learning fun: great for fine motor skills, creativity, and color recognition.



# For Class 2 B



# Happy Holidays!

Enjoy Your  
Summer Vacation!